


Muscular Hypertrophy

What does science say?

MARIA C. CANINO

What is “hypertrophy”?

- **Hypertrophy** is the enlargement of organ/tissues from the increase in cellular size.
 - *Muscular* hypertrophy: increase in muscle size due to increase in the muscle fiber SIZE.
 - *Adipose/Fat* hypertrophy: increase in the fat cells SIZE.
- This is NOT to be confused with increase in the quantity of cells or *hyperplasia*.
- Today we will only be going over training-induced hypertrophy along with proper nutritional strategies to optimize.



Hypertrophy + Cardiovascular Training

- Long duration, low-intensity cardio is detrimental for muscle growth.
- Short duration, high-intensity cardio can be a beneficial option.
 - Helps enhance your body's ability to fuel your muscles with more energy.
- “But I enjoy doing cardio, how can I incorporate it with resistance training (RT)?”
 1. Keep the RT and cardio sessions separate to maximize performance in both.
 2. If strength is your goal, omit or minimize and select low impact modes (e.g., swimming, cycling, rowing).
 3. Perform opposite muscle groups of cardio and resistance training (lower-body RT, upper-body cardio).



Hypertrophy + Resistance Training


- Resistance training is the primary form of exercise that is used to stimulate muscle hypertrophy or increase muscle size.
- Common training variables manipulated to elicit a hypertrophic response:
 - Training intensity & repetitions
 - Training volume
 - Training frequency
 - Exercise selection
 - Rest intervals
 - Muscle failure
 - Repetition speed

Old School “Bodybuilder” Rational

- Body part split workout
- Moderate weight (75-85% 1RM)
- Low to moderate repetitions (6-12)
- 60-90 seconds of rest between sets
- Stare in mirror and flex when resting

Hypertrophy + Resistance Training

- **Old School “Bodybuilder” Rational**
 - Body part split workout
 - Moderate weight/load (75-85% 1RM)
 - Low to moderate repetitions (6-12)
 - 60-90 sec rest between sets
 - Stare into mirror and flex when resting



Eugen
Sandow
1890s-1900s



Larry
Scott
1960s



Arnold
Schwarzenegger
1970s-1980s



Lee
Haney
1980s-1990s



Dorian
Yates
1990s



Ronnie
Coleman
1990s-2000s



Phil
Heath
2010s-present

Can't forget about hard-working ladies



Dana Linn
Bailey

2x Physique Olympia



Oksana
Grishina

4x Fitness Olympia



Erin
Stern

2x Figure Olympia



Nicole
Wilkins

4x Figure Olympia



Ashley

Kaltwasser

2x Bikini Olympia



USA Olympic
gymnasts
(Strong Females!)

Hypertrophy + Intensity & Repetitions

- Study 1 (8 weeks, volume equated):
 - Bodybuilding group: 3 sets at 10RM, 90 sec rest
 - Powerlifting group: 7 sets at 3RM, 3 min rest
 - Results: 1. increase in muscle size (no differences between groups), 2. powerlifting had superior strength gains.
- Study 2 (8 weeks, volume equated):
 - Low-load group: 3 sets 25-35 reps
 - High-load group: 3 sets 8-12 reps
 - Results: 1. increase in muscle size (no differences between groups), 2. greater strength gains from high load, 3. improved muscular endurance in low load
- **Work in all ranges of repetition schemes dependent to selected exercise.**
- **Good rule of thumb: free-weight compounds movements (lower reps), isolation and machine movements (higher reps).**

Hypertrophy + Volume

- There is a dose-relationship for training volume and hypertrophy.
- External load being used must be considered into volume.
 - Higher loads + low reps require greater number of sets for muscle growth (e.g., ≥ 4).
 - Lighter loads + high reps (to failure) require fewer sets for muscle growth (e.g., ≤ 4).
- **Strictly maximize muscle hypertrophy?**
 - Include both loading schemes into training regimen.
- **Strictly maximize strength gains?**
 - Stick primarily to higher loads in order to produce force better.

NOTE: this is simply an example. There are numerous ways to manipulate variables to achieve hypertrophic responses.

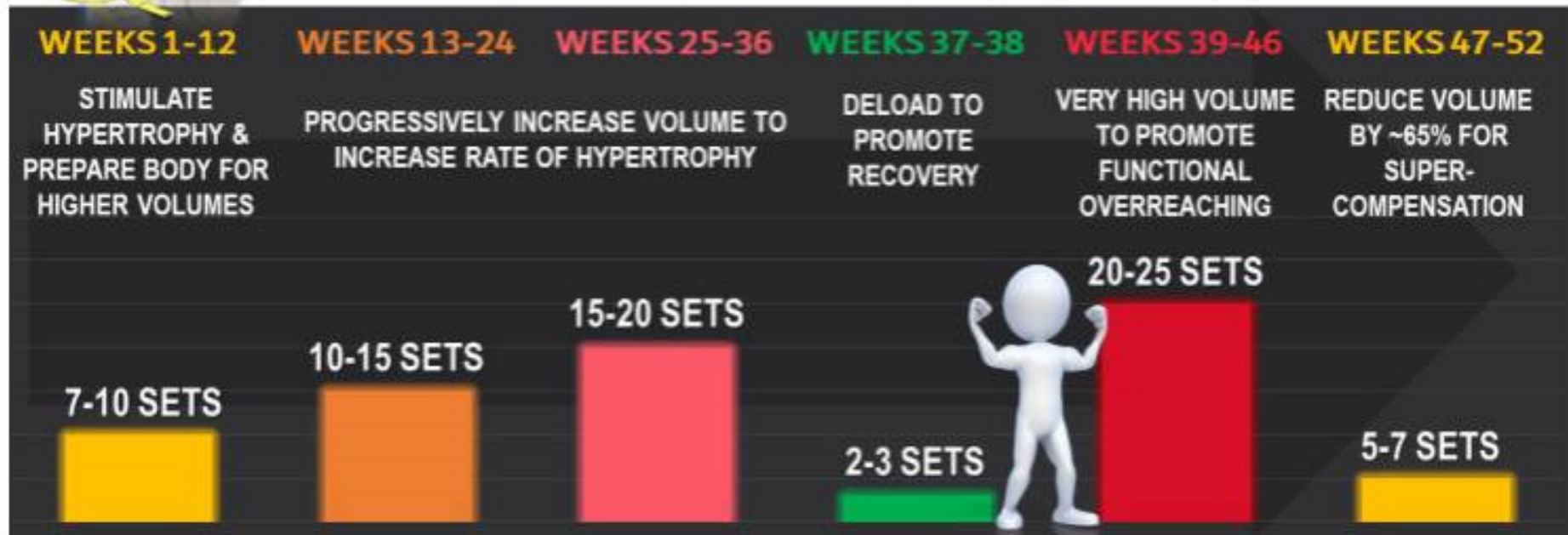


RESISTANCE TRAINING VOLUME GUIDELINES TO MAXIMIZE MUSCLE HYPERTROPHY



Schoenfeld, B. and Grgic, J., 2017. Evidence-based guidelines for resistance training volume to maximize muscle hypertrophy. Strength Cond J.

EXAMPLE NUMBER OF SETS PER MUSCLE GROUP PER WEEK



Progressively increasing from lower (~10 sets per muscle/week) to higher (~20 sets per muscle/week) training volumes over a period of several months may help to promote a state of functional overreaching, which would, in turn, result in a supercompensation of muscle proteins while reducing the potential for overtraining

Hypertrophy + Frequency


- Q: How many times per week should you be training muscle groups?
- A: When comparing one, two and three time(s) per week, training a muscle group two times per week is superior to once per week- when total volume was equated.
- A: However, it is unknown if training a muscle three times per week is better than two times per week.



- **To maximize muscle growth, train each muscle group at least 2x/week.**

Hypertrophy + Exercise Selection

- Specificity of training is key.
 - Problem: “I want bigger biceps.” Solution: “Create enough volume by performing biceps-targeted exercises.
- Muscles work in groups, cannot target specific muscle
 - Example: cannot select exercises to work the outside of the quadriceps (*vastus lateralis*) since the quadriceps muscle are united.
- Untrained/Newbie Lifter:
 - Use both, won't make a difference in terms of muscular hypertrophy.
- Trained/Experienced Lifter:
 - Incorporate both multi-joint and single-joint exercises



Hypertrophy + Muscle Failure

- Newbie lifters:
 - It doesn't matter.
- Experienced lifters:
 - Problem: if training to failure happens all the time, training volume will decrease.
Volume is a primary driver of hypertrophy.
- So...what should we do?
 - Be cautious to training to failure on compound exercises due to the taxing on the neuromuscular system. Opt for more single-joint or smaller movement exercises.
 - Can train to failure on final set rather than every set.




Hypertrophy + Repetition Speed

- Another term: *time under tension* (increasing stress on the muscle- *good for hypertrophy*)
- Slow bar speed: good for muscle hypertrophy
- Fast bar speed: great for strength and power
- Untrained/Newbie Lifter:
 - Doesn't matter- little to no difference.
- Trained/Experienced Lifter:
 - Slowing down during eccentric phase may lead to greater muscle hypertrophy



Hypertrophy + Rest Periods

- Old-school bodybuilding suggested 90 seconds of rest between sets.
- Heavier loads will require greater rest periods (> 2 min). Lighter loads can recover faster (< 2 min).
- Untrained/Newbie lifter:
 - Doesn't matter
- Trained/Experienced lifter:
 - Longer rests may be beneficial in order to allow greater volume loads.



Hypertrophy + Nutrition (ISSN)

- For building and maintaining muscle:
 - 1.4-2.0 grams/kg/day
 - 3.0g/kg/day for on body composition effects in resistance-trained individuals.
 - Older individuals (> 65 yr) require higher protein consumption levels.
- Ideally, consume high-quality protein every 3 - 4 hours.
 - 0.4 g/kg/meal to reach the minimum of 1.6 g/kg/day
 - 0.55 g/kg/meal for upper daily intake of 2.2 g/kg/day
- Strive for 700-3000 mg of leucine (*essential amino acid*) daily.
- Whole food consumption is optimal, and supplementation can be practical.
- Nutrient timing: wider range than thought (immediate to up to 2 hours post exercise).
 - The post-workout “anabolic window” is dependent upon the consumption of the pre-workout meal.